60W Single Output Industrial DIN RAIL Power Supply DR-60 Series



Size：93*78*56mm

Features:

- Universal AC input/Full range
- Protections:Short circuit/Overload/Over voltage
- Cooling by free air convection
- Can be installed on DIN rail TS-35/7.5 or 15
- LED indicator for power on
- No load power consumption<0.75W
- 100% full load burn-in test
- 2 years warranty

SPECIFICATION

ISO9001:2008 CE RoHS

MODEL		DR-60-12	DR-60-24	DR-60-48
OUTPUT	DC VOLTAGE	12V	24V	48V
	RATED CURRENT	5A	2.5A	1.25A
	CURRENT RANGE	0-5A	0-2.5A	0-1.25A
	RATED POWER	60W	60W	60W
	RIPPLE & NOISE (max.) Note.2	80mVp-p	100mVp-p	120mVp-p
	VOLTAGE ADJ. RANGE	12 ~ 15V	24 ~ 30V	48 ~ 56V
	VOLTAGE TOLERANCE	±1.5%	±1.0%	±1.0%
	LINE REGULATION	±0.5%	±0.5%	±0.5%
	LOAD REGULATION	±1.5%	±1.0%	±1.0%
	SETUP, RISE,HOLD UP TIME	500ms、30ms/230VAC 1000ms,30ms/115VAC(full load)		
INPUT	VOLTAGE RANGE	85~264VAC ， 120~370VDC		
	FREQUENCY RANGE	47 ~ 63Hz		
	EFFICIENCY (Typ.)	77%	81%	83%
	AC CURRENT (Typ.)	0.55A/115VAC 40A/230VAC		
	INRUSH CURRENT (Typ.)	COLD START: 40A/230V		
	LEAKAGE CURRENT	<1mA/240VAC		
PROTECTION	OVERLOAD	105 ~ 150% rated output power		
		Protection type : Constant current limiting, recovers automatically after fault condition is removed		
	OVER VOLTAGE	13.8~16.2V	28.4~32.4V	55.2~64.8V
		Protection type : Shut down o/p voltage, re-power on to recover		
ENVIRONMENT	WORKING TEMP.	-10℃～+60℃		
	WORKING HUMIDITY	20%-90%RH		
	STORAGE TEMP., HUMIDITY	-20℃~+85℃，20%-90%RH		
	VIBRATION	Component : 10 ~ 500Hz, 2G 10min./1cycle, period for 60min. each along X, Y, Z axes		
SAFETY & EMC	SAFETY STANDARDS	CE和GB4943.1 safety standard		
	WITHSTAND VOLTAGE	I/P-O/P:1.5KVAC 1minute I/P-FG:1.5KVAC 1minute O/P-PG:0.5KVAC 1minute		
	ISOLATION RESISTANCE	I/P-O/P, I/P-FG, O/P-FG:100M Ohms/500VDC		
	EMC EMISSION	EN61000-3-2:2014/EN61000-3-3:2013		
	EMC IMMUNITY	EN 55032:2015/EN55035:2017/60950-1		
OTHERS	MTBF	≥327.9K hrs MIL-HDBK-217F(25℃)		
	DIMENSION	L93*W78*H56mm		
	PACKING	0.25KG		
NOTE	1. All parameters NOT specially mentioned are measured at 230VAC input,rated load and 25℃ of ambient temperature. 2. Ripple noise are measured at 20MHz of bandwidth by using a 12″twisted pair -wire terminated with a 0.1uf and 47uf parallel capacitors. 3. Tolerance includes set up tolerance,line regulation and load regulation. 4. Derating output is required under low input voltage. Please refer to the derating curve for details. 5. The power supply should be considered as a part of the components in the system. All EMC tests will test the test samples on a metal iron plate with a thickness of 1mm, a length of 360mm width of 360mm.			

60W Single Output Industrial DIN RAIL Power Supply DR-60 Series

Mechanical specification

Unit:mm

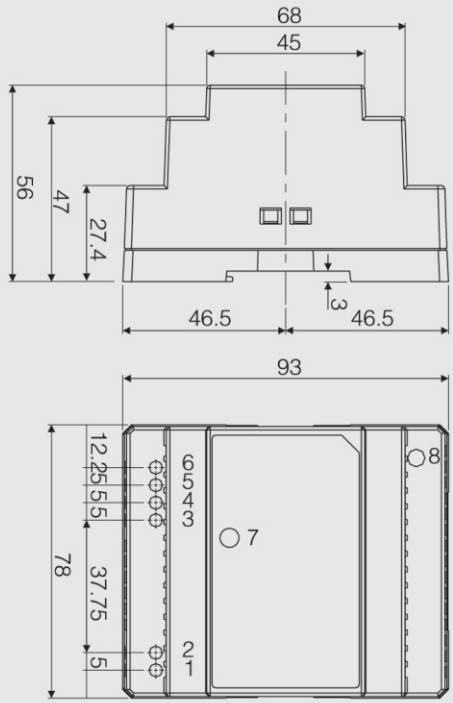

Terminal Pin No.Assignment

Pin NO.	Assignment	Pin NO.	Assignment
1	AC/L	5,6	+V
2	AC/N	7	LED
3,4	-V	8	+V ADJ.

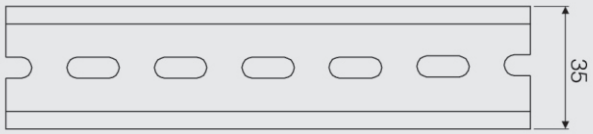

Install DIN rail:TS35/7.5 or TS35/15

Block diagram

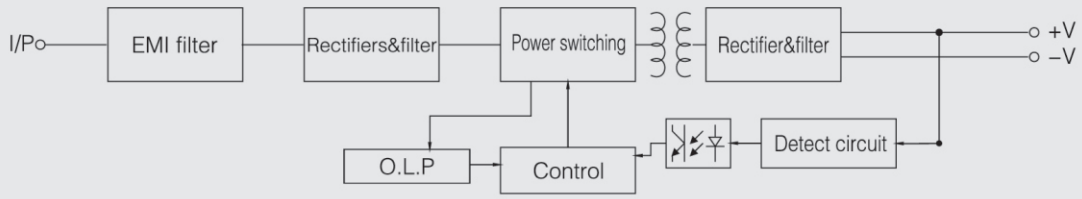

Derating curve

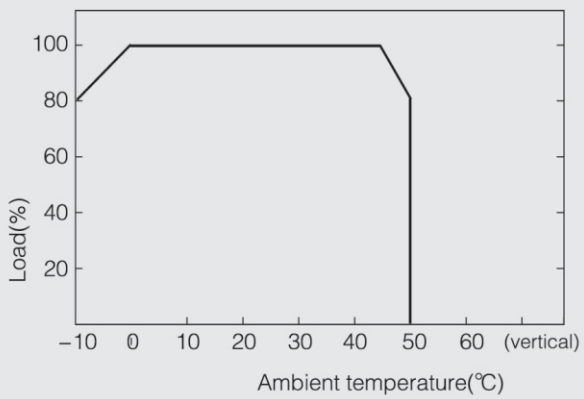

Static characteristic(24V)

